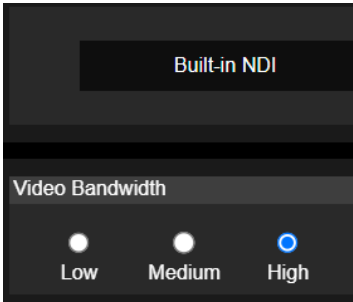
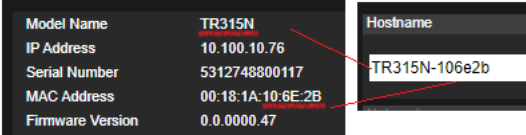


Release note

Product: TR311HWV2/TR313V2/TR323NV2/TR333V2

FW version	V0.1.0000.69																																																				
Release date	2024/10/28																																																				
New feature	<p>1. Able to enable the NDI HX2 through FW upgrade and without any activation process. *Remark: Deactivation requires downgrading of the firmware.</p> 																																																				
Improvement	<p>1. Bug fix: Optimize 1080p USB video output when connected to ZOOMROOM for Intelligent Director or Smart gallery functions. Remark: Changing the priority mode requires a camera reboot.</p> <p>2. Redefine the hostname logic to use the model's name combined with the last 6 digits of the MAC address. Note: When upgrading an existing TR535 camera to FW V47, the hostname will remain unchanged. However, once the "Default" option is executed on the OSD, the hostname will update to the model's name combined with the last 6 digits of the MAC address. Remark: Change video theme mode requires camera reboot.</p>  <p>3. Stream Video Output: Change the default Bitrate setting from 4Mbps to "Auto" to improve video quality. Note1: When upgrading an existing camera to FW V47, the Bitrate setting will remain unchanged. However, once the "Default" option is executed on the OSD, the Bitrate will be updated to "Auto." Note2: The default "Auto" Bitrate will be configured according to different resolutions as shown in the following table.</p> <table border="1"> <thead> <tr> <th rowspan="2">Resolution</th> <th colspan="3">Non-NDI Theme mode</th> <th colspan="3">NDI Theme mode</th> </tr> <tr> <th>60FPS</th> <th>30FPS</th> <th><30FPS</th> <th>60FPS</th> <th>30FPS</th> <th><30FPS</th> </tr> </thead> <tbody> <tr> <td rowspan="2">2160p</td> <td>H265:32M</td> <td>H265:16M</td> <td>H265:8M</td> <td>H265:56M</td> <td>H265:56M</td> <td>H265:56M</td> </tr> <tr> <td>H264:64M</td> <td>H264:32M</td> <td>H264:8M</td> <td>H264:56M</td> <td>H264:56M</td> <td>H264:56M</td> </tr> <tr> <td rowspan="2">1080p</td> <td>H265:16M</td> <td>H265:8M</td> <td>H265:4M</td> <td>H265:40M</td> <td>H265:40M</td> <td>H265:40M</td> </tr> <tr> <td>H264:16M</td> <td>H264:8M</td> <td>H264:4M</td> <td>H264:40M</td> <td>H264:40M</td> <td>H264:40M</td> </tr> <tr> <td rowspan="2">720p</td> <td>H265:8M</td> <td>H265:4M</td> <td>H265:2M</td> <td>H265:24M</td> <td>H265:24M</td> <td>H265:24M</td> </tr> <tr> <td>H264:8M</td> <td>H264:4M</td> <td>H264:2M</td> <td>H264:24M</td> <td>H264:24M</td> <td>H264:24M</td> </tr> </tbody> </table>	Resolution	Non-NDI Theme mode			NDI Theme mode			60FPS	30FPS	<30FPS	60FPS	30FPS	<30FPS	2160p	H265:32M	H265:16M	H265:8M	H265:56M	H265:56M	H265:56M	H264:64M	H264:32M	H264:8M	H264:56M	H264:56M	H264:56M	1080p	H265:16M	H265:8M	H265:4M	H265:40M	H265:40M	H265:40M	H264:16M	H264:8M	H264:4M	H264:40M	H264:40M	H264:40M	720p	H265:8M	H265:4M	H265:2M	H265:24M	H265:24M	H265:24M	H264:8M	H264:4M	H264:2M	H264:24M	H264:24M	H264:24M
Resolution	Non-NDI Theme mode			NDI Theme mode																																																	
	60FPS	30FPS	<30FPS	60FPS	30FPS	<30FPS																																															
2160p	H265:32M	H265:16M	H265:8M	H265:56M	H265:56M	H265:56M																																															
	H264:64M	H264:32M	H264:8M	H264:56M	H264:56M	H264:56M																																															
1080p	H265:16M	H265:8M	H265:4M	H265:40M	H265:40M	H265:40M																																															
	H264:16M	H264:8M	H264:4M	H264:40M	H264:40M	H264:40M																																															
720p	H265:8M	H265:4M	H265:2M	H265:24M	H265:24M	H265:24M																																															
	H264:8M	H264:4M	H264:2M	H264:24M	H264:24M	H264:24M																																															



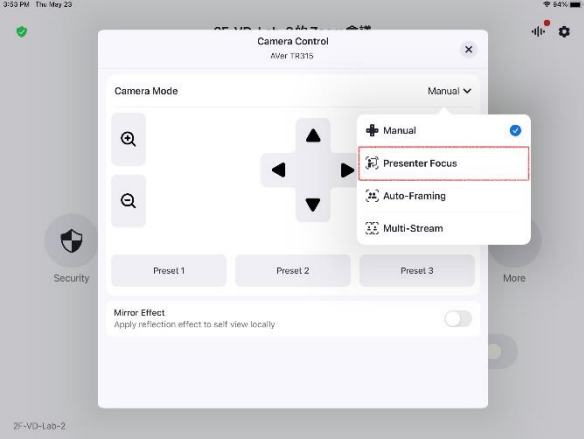
	Resolution	Non-NDI Theme mode			NDI Theme mode		
		60FPS	30FPS	<30FPS	60FPS	30FPS	<30FPS
540p	H265:8M	H265:4M	H265:2M	H265:20M	H265:20M	H265:20M	
	H264:8M	H264:4M	H264:2M	H264:20M	H264:20M	H264:20M	
480p	H265:4M	H265:2M	H265:1M	H265:12M	H265:12M	H265:12M	
	H264:4M	H264:2M	H264:1M	H264:12M	H264:12M	H264:12M	
360p	H265:2M	H265:1M	H265:512K	H265:12M	H265:12M	H265:12M	
	H264:2M	H264:1M	H264:512K	H264:12M	H264:12M	H264:12M	

Know issues	<ol style="list-style-type: none"> 1. Web GUI has known compatibility issue with the Apple MAC Safari browser. Please use the Chrome browser on Apple devices for the meantime. 2. There is a possibility of firmware update failure due to significant modifications made within the system to enhance auto-tracking performance in this particular firmware version. As a result, during the update process, there is a chance of intermittent failures. In the event of a failure, please attempt the update process again.
-------------	--



FW version	V0.1.0000.65
Release date	2024/09/20
New feature	N/A
Improvement	4. Optimize video quality when connected to UE1 and MT300N (enhance I-Frame stability).
Known issues	<p>3. Web GUI has known compatibility issue with the Apple MAC Safari browser. Please use the Chrome browser on Apple devices for the meantime.</p> <p>4. There is a possibility of firmware update failure due to significant modifications made within the system to enhance auto-tracking performance in this particular firmware version. As a result, during the update process, there is a chance of intermittent failures. In the event of a failure, please attempt the update process again.</p>



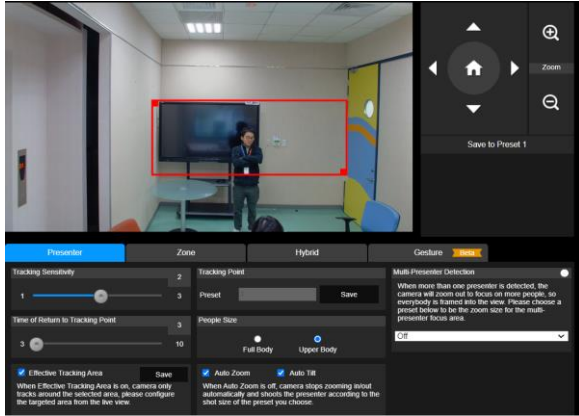

FW version	V0.1.0000.64
Release date	2024/05/24
New feature	<p>1. Supports Zoom Room's new feature "Presenter Focus." When "Presenter Focus" is enabled, the camera will start auto-tracking; when it is disabled, the camera will stop auto-tracking.</p> <p>Note 1: This feature is only supported on TR313V2, TR323NV2.</p> <p>Note 2: Zoom certification is still in process. This information is not yet listed on the Zoom Rooms Certified Hardware page. The announcement will be made by June. (It is recommended to start using Presenter Focus by June.)</p> <p>Note 3: Zoom Rooms support starts with version 6.0.10</p>  <p>2. Supports Bosch's new version of ONVIF: DICENTIS Conference System 5.0.</p> <p>3. Supports setting ONVIF presets for Bosch's CCS 1000 D Digital Discussion System.</p>
Improvement	<p>1. Optimized Camera Setup Webpage Log-In Password Rules:</p> <ol style="list-style-type: none"> 1. Password Length: Passwords must be between 8 to 32 characters long. 2. Mixed Characters: Passwords should include a mix of numbers and English letters. 3. Password and Account Name: The password must not be the same as the account name. 4. Supported Characters: <ul style="list-style-type: none"> ◆ Numeric characters: 0123456789 ◆ Alphabetic characters: ABCDEFGHIJKLMNOPQRSTUVWXYZabcdefghijklmnopqrstuvwxyz ◆ Symbols: %+=, - _ ^ / @ . ~ <p>2. Bug fixed for unable to control camera through VISCA over IP when select RS422 as control protocol.</p> <p>3. Bug fix to prevent image instability (tilt control hunting) at distances under 1 meter. The recommended operating distance is over 3 meters.</p>




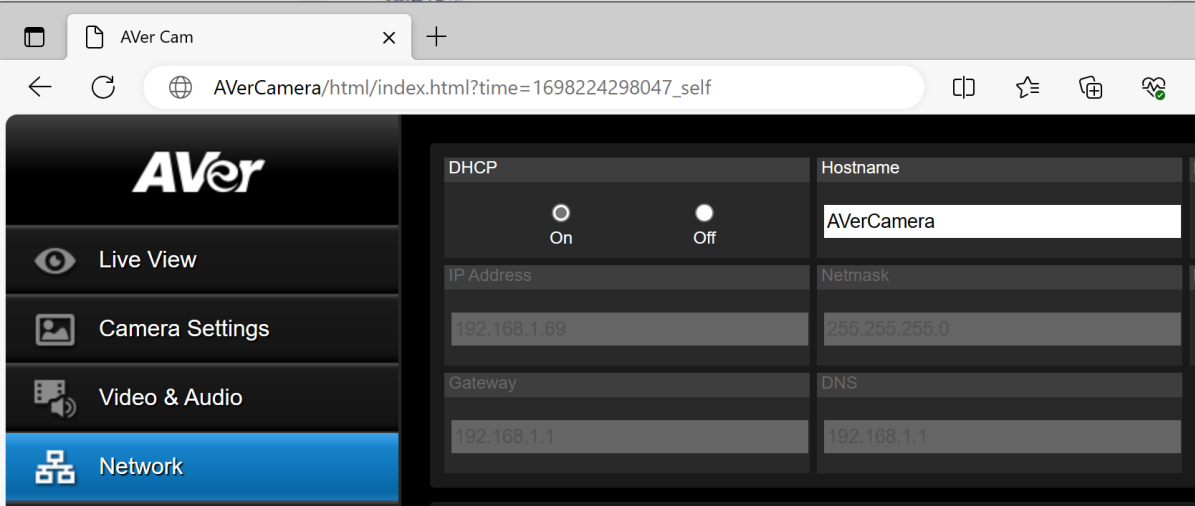
Know issues	<ol style="list-style-type: none"><li data-bbox="276 105 1461 181">5. Web GUI has known compatibility issue with the Apple MAC Safari browser. Please use the Chrome browser on Apple devices for the meantime.<li data-bbox="276 239 1473 405">6. There is a possibility of firmware update failure due to significant modifications made within the system to enhance auto-tracking performance in this particular firmware version. As a result, during the update process, there is a chance of intermittent failures. In the event of a failure, please attempt the update process again.
-------------	---



Product: TR311HWV2/TR313V2/TR323NV2/TR333V2

FW version	V0.1.0000.59
Release date	2024/01/05
New feature	NA
Improvement	<ol style="list-style-type: none"> 4. Optimized the tracking detection sensitivity for seamless switching between a single presenter and multiple presenters. 5. Optimized the Auto Tracking camera operation for smoother following of the presenter's movements. 6. Bug fixed where HTTPS was incorrectly turned on after resetting to factory default settings; it should have been turned off. 7. Optimized the LLDP information for better integration Netgear switches. 8. Optimized the command response of the VISCA protocol. 9. Optimized the compatibility of UVC video. 10. Optimized the effective tracking area function. <ol style="list-style-type: none"> 1. Redefine effective tracking area, the area outside the red frame is exclusive, and the auto- tracking area only operates within the red frame. 2. Added a visible effective tracking area frame on HDMI output. Please follow the setup: <ol style="list-style-type: none"> 2.1 Set the effective tracking area function from webpage. 2.2 Enable the Effective tracking area function. 2.3 Turn on the Auto Tracking function. 2.4 Long press the "FREEZE" button on the remote control. You will see a white frame on the HDMI output, which represents the effective tracking area frame. (Note: Long pressing the "FREEZE" button is for troubleshooting purposes only. Please disable the frame before using it, long press "FREEZE" button on remote to disable). <div data-bbox="272 1317 1497 1731" style="display: flex; justify-content: space-around; align-items: center;">   </div>
Know issues	<ol style="list-style-type: none"> 7. Web GUI has known compatibility issue with the Apple MAC Safari browser. Please use the Chrome browser on Apple devices for the meantime. 8. There is a possibility of firmware update failure due to significant modifications made within the system to enhance auto-tracking performance in this particular firmware version. As a result, during the update process, there is a chance of intermittent failures. In the event of a failure, please attempt the update process again.



FW version	V0.1.0000.57																
Release date	2023/11/3																
New feature	<p>1. Able to use of the "Hostname" to activate the webpage. (http://AVerCamera) P.S. The hostname is changeable.</p> 																
Improvement	<p>11. Bug Fixed: When the tracking camera captures a large number of people, random camera image delays or freezes may occur, rendering the webpage nonfunctional.</p> <p>12. Optimized the configuration for the "Effective Tracking Area" on the webpage.</p> <p>13. Optimized the image focus quality of preset after switching.</p> <p>14. Optimized the activation of Multi-presenter mode.</p> <p>15. Optimized the UVC streaming compatibility with Zoom Room app.</p> <p>16. Support VISCA/CGI inquiry for USB/UVC status</p> <table border="1" data-bbox="308 1335 1434 1563"> <thead> <tr> <th>Inquiry Command</th> <th>Command Packet</th> <th>Reply Packet</th> <th>Comments</th> </tr> </thead> <tbody> <tr> <td rowspan="2">USB Status</td> <td rowspan="2">8x 09 36 69 05 FF</td> <td>y0 50 00 FF</td> <td>USB cable plug out</td> </tr> <tr> <td>y0 50 01 FF</td> <td>USB cable plug in</td> </tr> <tr> <td rowspan="2">UVC Status</td> <td rowspan="2">8x 09 36 69 06 FF</td> <td>y0 50 00 FF</td> <td>UVC stream off</td> </tr> <tr> <td>y0 50 01 FF</td> <td>UVC stream on</td> </tr> </tbody> </table> <p>17.</p>	Inquiry Command	Command Packet	Reply Packet	Comments	USB Status	8x 09 36 69 05 FF	y0 50 00 FF	USB cable plug out	y0 50 01 FF	USB cable plug in	UVC Status	8x 09 36 69 06 FF	y0 50 00 FF	UVC stream off	y0 50 01 FF	UVC stream on
Inquiry Command	Command Packet	Reply Packet	Comments														
USB Status	8x 09 36 69 05 FF	y0 50 00 FF	USB cable plug out														
		y0 50 01 FF	USB cable plug in														
UVC Status	8x 09 36 69 06 FF	y0 50 00 FF	UVC stream off														
		y0 50 01 FF	UVC stream on														
Know issues	<p>9. Web GUI has known compatibility issue with the Apple MAC Safari browser. Please use the Chrome browser on Apple devices for the meantime.</p> <p>10. There is a possibility of firmware update failure due to significant modifications made within the system to enhance auto-tracking performance in this particular firmware version. As a result, during the update process, there is a chance of intermittent failures. In the event of a failure, please attempt the update process again.</p>																



FW version	V0.1.0000.48																																																																																																																																																																																																								
Release date	2023/5/18																																																																																																																																																																																																								
New feature	<p>2. Introducing new AI algorithm to enhance Auto Tracking accuracy.</p> <p>3. Date and time screen (Set Date/Time), you can set using one of three types: NTP. PC Synchronization or manual. (Webpage/ System/ Set Date/Time)</p> <div data-bbox="323 477 1390 1081" style="border: 1px solid black; padding: 5px;"> <p>Date Time Dialog ✕</p> <p>Camera System Time 2023-05-17 08:14:30 PM</p> <p>NTP <input type="checkbox"/></p> <p>NTP Server <input type="text" value="pool.ntp.org"/></p> <hr/> <p>Synchronize Time with PC <input type="button" value="Execute"/></p> <hr/> <p>Manual Date <input type="text" value="2023-05-18"/> (yyyy-mm-dd)</p> <p> Time <input type="text" value="下午 03:44:14"/> <input type="button" value="🕒"/></p> <p>Time Zone <input type="text" value="(GMT-12:00) Howland Island"/> <input type="button" value="▼"/></p> <hr/> <p style="text-align: right;"><input type="button" value="Set"/> <input type="button" value="Cancel"/></p> </div> <p>4. Power schedule (Webpage/ System/ Power schedule) Auto reboot time, able to set a specific time for the camera to automatically reboot on a daily basis.</p> <p>Power Schedule: Able set a specific time for the camera to power off by simply clicking on the designated blue cell. When you click the cell and its color change from blue to grey, it indicates that the camera will automatically power off during the specified period.</p> <div data-bbox="339 1373 1441 1977" style="border: 1px solid black; padding: 5px;"> <p>Power Schedule ✕</p> <p>Auto Reboot Time <input checked="" type="checkbox"/> <input type="text" value="下午 09:02"/> <input type="button" value="🕒"/></p> <hr/> <p>Power Schedule</p> <table border="1" style="width: 100%; border-collapse: collapse; text-align: center;"> <thead> <tr> <th>Day/Hour</th> <th>0</th><th>1</th><th>2</th><th>3</th><th>4</th><th>5</th><th>6</th><th>7</th><th>8</th><th>9</th><th>10</th><th>11</th><th>12</th><th>13</th><th>14</th><th>15</th><th>16</th><th>17</th><th>18</th><th>19</th><th>20</th><th>21</th><th>22</th><th>23</th> </tr> </thead> <tbody> <tr> <td>Sunday</td> <td style="background-color: blue;"></td><td style="background-color: blue;"></td><td style="background-color: blue;"></td><td style="background-color: blue;"></td><td style="background-color: blue;"></td><td style="background-color: blue;"></td><td style="background-color: blue;"></td><td style="background-color: blue;"></td><td style="background-color: blue;"></td><td style="background-color: grey;"></td><td style="background-color: blue;"></td><td style="background-color: blue;"></td><td style="background-color: blue;"></td><td style="background-color: blue;"></td><td style="background-color: blue;"></td><td style="background-color: blue;"></td><td style="background-color: blue;"></td><td style="background-color: blue;"></td><td style="background-color: blue;"></td><td style="background-color: blue;"></td><td style="background-color: blue;"></td><td style="background-color: blue;"></td><td style="background-color: blue;"></td><td style="background-color: blue;"></td> </tr> <tr> <td>Monday</td> <td style="background-color: blue;"></td><td style="background-color: blue;"></td><td style="background-color: blue;"></td><td style="background-color: blue;"></td><td style="background-color: blue;"></td><td style="background-color: blue;"></td><td style="background-color: blue;"></td><td style="background-color: blue;"></td><td style="background-color: blue;"></td><td style="background-color: blue;"></td><td style="background-color: blue;"></td><td style="background-color: blue;"></td><td style="background-color: blue;"></td><td style="background-color: blue;"></td><td style="background-color: blue;"></td><td style="background-color: blue;"></td><td style="background-color: blue;"></td><td style="background-color: blue;"></td><td style="background-color: blue;"></td><td style="background-color: blue;"></td><td style="background-color: blue;"></td><td style="background-color: blue;"></td><td style="background-color: blue;"></td><td style="background-color: blue;"></td> </tr> <tr> <td>Tuesday</td> <td style="background-color: blue;"></td><td style="background-color: blue;"></td><td style="background-color: blue;"></td><td style="background-color: blue;"></td><td style="background-color: blue;"></td><td style="background-color: blue;"></td><td style="background-color: blue;"></td><td style="background-color: blue;"></td><td style="background-color: blue;"></td><td style="background-color: blue;"></td><td style="background-color: blue;"></td><td style="background-color: blue;"></td><td style="background-color: blue;"></td><td style="background-color: blue;"></td><td style="background-color: blue;"></td><td style="background-color: blue;"></td><td style="background-color: blue;"></td><td style="background-color: blue;"></td><td style="background-color: blue;"></td><td style="background-color: blue;"></td><td style="background-color: blue;"></td><td style="background-color: blue;"></td><td style="background-color: blue;"></td><td style="background-color: blue;"></td> </tr> <tr> <td>Wednesday</td> <td style="background-color: blue;"></td><td style="background-color: blue;"></td><td style="background-color: blue;"></td><td style="background-color: blue;"></td><td style="background-color: blue;"></td><td style="background-color: blue;"></td><td style="background-color: blue;"></td><td style="background-color: blue;"></td><td style="background-color: blue;"></td><td style="background-color: blue;"></td><td style="background-color: blue;"></td><td style="background-color: blue;"></td><td style="background-color: blue;"></td><td style="background-color: blue;"></td><td style="background-color: blue;"></td><td style="background-color: blue;"></td><td style="background-color: blue;"></td><td style="background-color: blue;"></td><td style="background-color: blue;"></td><td style="background-color: blue;"></td><td style="background-color: blue;"></td><td style="background-color: blue;"></td><td style="background-color: blue;"></td><td style="background-color: blue;"></td> </tr> <tr> <td>Thursday</td> <td style="background-color: blue;"></td><td style="background-color: blue;"></td><td style="background-color: blue;"></td><td style="background-color: blue;"></td><td style="background-color: blue;"></td><td style="background-color: blue;"></td><td style="background-color: blue;"></td><td style="background-color: blue;"></td><td style="background-color: blue;"></td><td style="background-color: blue;"></td><td style="background-color: blue;"></td><td style="background-color: blue;"></td><td style="background-color: blue;"></td><td style="background-color: blue;"></td><td style="background-color: blue;"></td><td style="background-color: blue;"></td><td style="background-color: blue;"></td><td style="background-color: blue;"></td><td style="background-color: blue;"></td><td style="background-color: blue;"></td><td style="background-color: blue;"></td><td style="background-color: blue;"></td><td style="background-color: blue;"></td><td style="background-color: blue;"></td> </tr> <tr> <td>Friday</td> <td style="background-color: blue;"></td><td style="background-color: blue;"></td><td style="background-color: blue;"></td><td style="background-color: blue;"></td><td style="background-color: blue;"></td><td style="background-color: blue;"></td><td style="background-color: blue;"></td><td style="background-color: blue;"></td><td style="background-color: blue;"></td><td style="background-color: blue;"></td><td style="background-color: blue;"></td><td style="background-color: blue;"></td><td style="background-color: blue;"></td><td style="background-color: blue;"></td><td style="background-color: blue;"></td><td style="background-color: blue;"></td><td style="background-color: blue;"></td><td style="background-color: blue;"></td><td style="background-color: blue;"></td><td style="background-color: blue;"></td><td style="background-color: blue;"></td><td style="background-color: blue;"></td><td style="background-color: blue;"></td><td style="background-color: blue;"></td> </tr> <tr> <td>Saturday</td> <td style="background-color: blue;"></td><td style="background-color: blue;"></td><td style="background-color: blue;"></td><td style="background-color: blue;"></td><td style="background-color: blue;"></td><td style="background-color: blue;"></td><td style="background-color: blue;"></td><td style="background-color: blue;"></td><td style="background-color: blue;"></td><td style="background-color: blue;"></td><td style="background-color: blue;"></td><td style="background-color: blue;"></td><td style="background-color: blue;"></td><td style="background-color: blue;"></td><td style="background-color: blue;"></td><td style="background-color: blue;"></td><td style="background-color: blue;"></td><td style="background-color: blue;"></td><td style="background-color: blue;"></td><td style="background-color: blue;"></td><td style="background-color: blue;"></td><td style="background-color: blue;"></td><td style="background-color: blue;"></td><td style="background-color: blue;"></td> </tr> </tbody> </table> <hr/> <p style="text-align: right;"><input type="button" value="Set"/> <input type="button" value="Cancel"/></p> </div>	Day/Hour	0	1	2	3	4	5	6	7	8	9	10	11	12	13	14	15	16	17	18	19	20	21	22	23	Sunday																									Monday																									Tuesday																									Wednesday																									Thursday																									Friday																									Saturday																								
Day/Hour	0	1	2	3	4	5	6	7	8	9	10	11	12	13	14	15	16	17	18	19	20	21	22	23																																																																																																																																																																																	
Sunday																																																																																																																																																																																																									
Monday																																																																																																																																																																																																									
Tuesday																																																																																																																																																																																																									
Wednesday																																																																																																																																																																																																									
Thursday																																																																																																																																																																																																									
Friday																																																																																																																																																																																																									
Saturday																																																																																																																																																																																																									
Improvement	18. Bug fixed: Resolved the issue where the effective zone was not appearing when setting the																																																																																																																																																																																																								



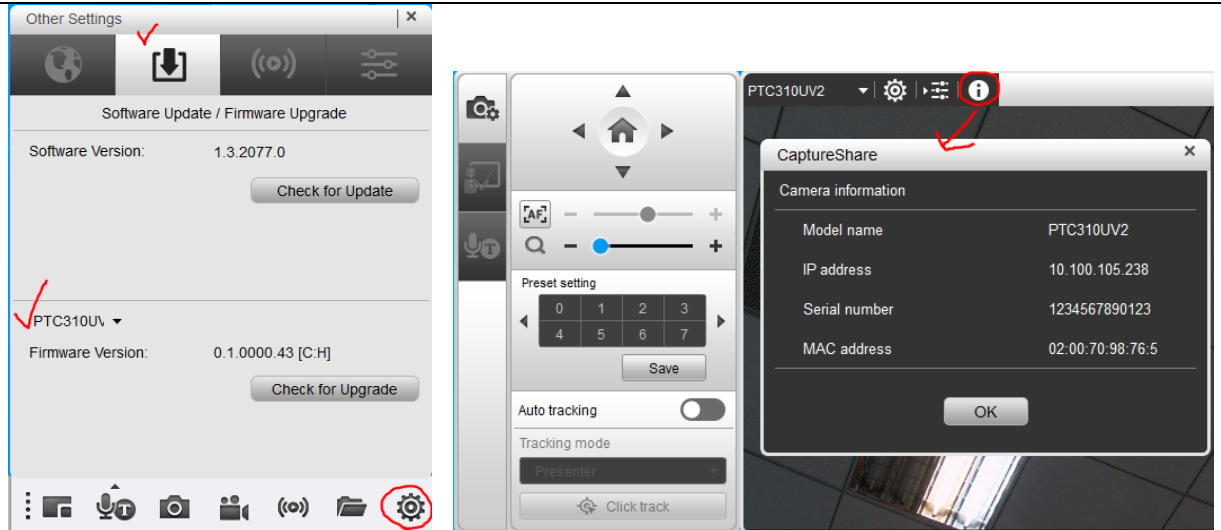
	<p>effective zone on the tracking page using the Firefox web browser.</p> <p>19. Optimized UVC video performance for Barco ClickShare CX30.</p> <p>20. Optimized gesture control finger 2 zoom in/out accuracy.</p>
Know issues	<p>11. Web GUI has known compatibility issue with the Apple MAC Safari browser. Please use the Chrome browser on Apple devices for the meantime.</p> <p>12. There is a possibility of firmware update failure due to significant modifications made within the system to enhance auto-tracking performance in this particular firmware version. As a result, during the update process, there is a chance of intermittent failures. In the event of a failure, please attempt the update process again.</p>



Product: TR311HWV2/TR313V2/TR323NV2/TR333V2

FW version	V0.1.0000.43
Release date	2023/2/13
New feature	<ol style="list-style-type: none"> Click cursor to center position on Web page and SW: PTZ Management & PTZ Control panel Support LLDP. SSHD on/off switch <div data-bbox="323 488 855 647" style="border: 1px solid black; padding: 5px; margin: 10px 0;"> </div> HTTPS-only switch of Network page <div data-bbox="323 719 876 902" style="border: 1px solid black; padding: 5px; margin: 10px 0;"> </div> SW_Captureshare is able to support the Tracking camera for follows configuration: <ol style="list-style-type: none"> FW upgrade Tracking setting (Presenter/Zone/Hybrid) R/B gain Visible camera information, including Model name, IP address, Mac address, serial number, and FW version. From SW_Captureshare Version1.3.2077.0 to support those functions. <div data-bbox="323 1196 842 1870" style="border: 1px solid black; padding: 5px; margin: 10px 0;"> </div> <div data-bbox="890 1196 1425 1870" style="border: 1px solid black; padding: 5px; margin: 10px 0;"> </div>

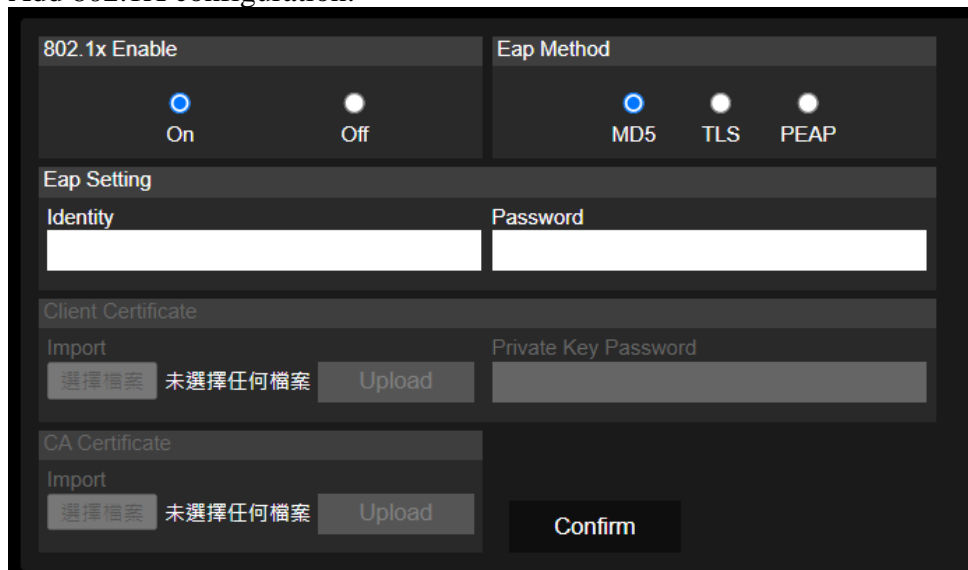




6. Add Multi-Presenter Detection VISCA command

Command Set	Command	Command Packet	Comments
Multi-presenter	On	8x 01 04 A9 02 FF	
	Off	8x 01 04 A9 03 FF	
Multi-presenter preset	Set	8x 01 04 AA pp FF	pp: 0x00 To 0xFF normal preset

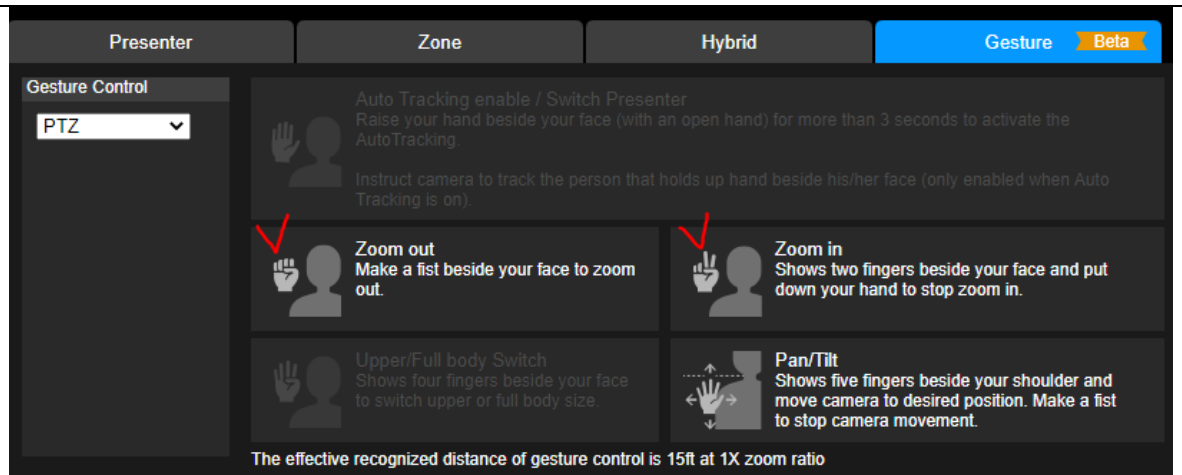
7. Add 802.1X configuration.



Improvement

21. Optimize zoom-in gesture functions, use “TWO” to do the zoom-in function. See the following description.





- 22. Bug, when turning on the gesture function, the preset position will shift when switching presets.
- 23. Optimize the UVC device name display when rebooting the third-party SW.
- 24. Optimize the webpage password for special Symbols.



Product: TR311HWV2/TR313V2/TR323NV2/TR333V2

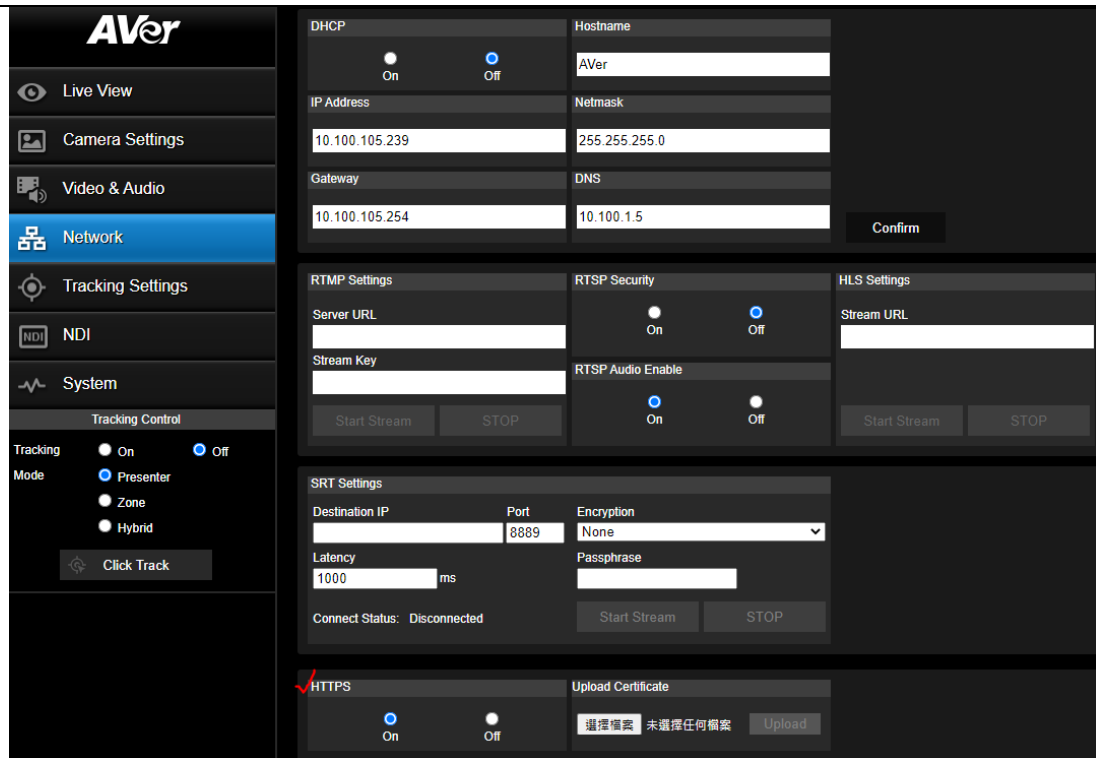
FW version	V0.1.0000.35
Release date	2022/8/11
New feature	None
Improvement	25. Bug fixed: Can't return Tracking point when lose tracking.



Product: TR311HWV2/TR313V2/TR323NV2/TR333V2

FW version	V0.1.0000.31
Release date	2022/5/24
New feature	<ol style="list-style-type: none"> The “Gesture Control” function allows users to control certain camera functions with the use of hand gestures recognized by the camera. <div data-bbox="268 416 1334 846" data-label="Image"> </div> Ability to activate the NDI function using from webpage page. <div data-bbox="268 920 1500 1675" data-label="Image"> </div> Ability to support LLDP (reschedule to Sep 20th to support LLDP) Ability to support HTTPS cert



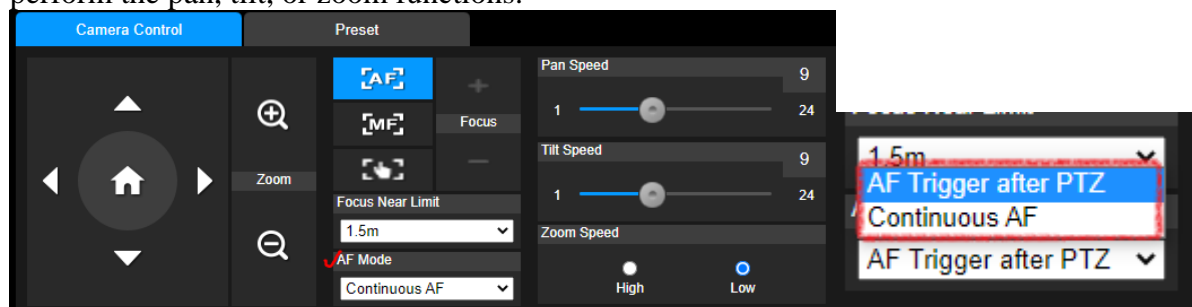


5. Ability to setting AF mode

AF Mode: If Auto Focus is selected, you can further set up the AF Mode.

Continuous AF: The camera will automatically adjust focus all the time.

AF Trigger after PTZ: The camera will automatically adjust focus every time when you perform the pan, tilt, or zoom functions.

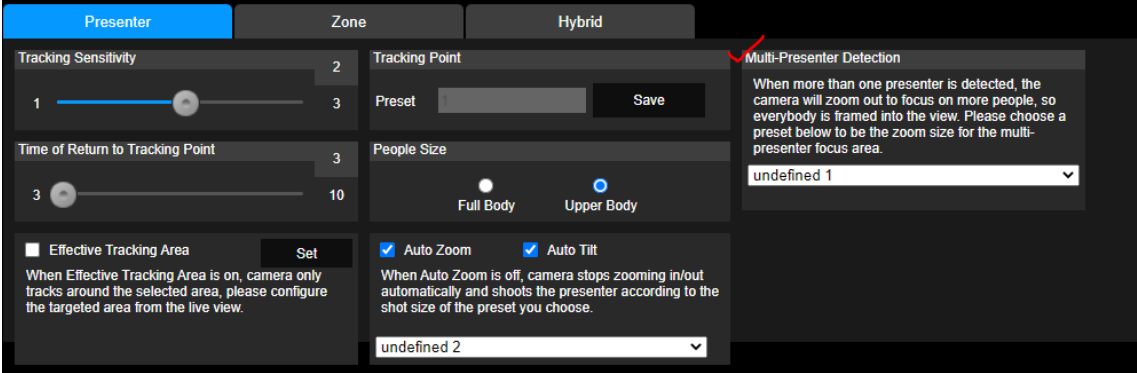
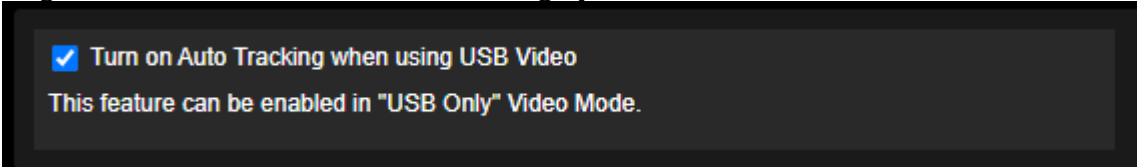
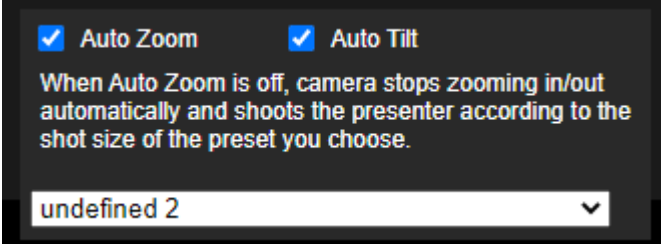


6. Allow Resolution Under 720p: Select On to allow transferring lower resolution video streaming when working with some video conference software such as Teams. It's recommended to select Off if you want to keep better image quality during video call.



Improvement	<ol style="list-style-type: none"> 1. Bug fixed: RTMP audio issue when streaming to Vimeo 2. Bug fixed: One push AWB of preset image setting
Known Issues	<ol style="list-style-type: none"> 1. Web GUI has known compatibility issue with the Apple MAC Safari browser. Please use the Chrome browser on Apple devices for the meantime. 2. USB port does not yet support Hot plugging. When the video mode via the web is set to IP streaming only or NDI only; then when the USB port is connected to a PC, users will still see the device name on the PC, but will not have any USB streaming output.



FW version	V0.1.0000.28
Release date	2022/4/07
New feature	<p>7. “Multi-Presenter Detection” function is to allow more presenter to join the camera view and zoom out to a defined preset.</p> 
Improvement	<p>26. Bug fixed: to enable/disable Auto Tracking by USB video is on/off.</p> 
Known Issues	<p>3. Web GUI has known compatibility issue with the Apple MAC Safari browser. Please use the Chrome browser on Apple devices for the meantime.</p> <p>4. USB port does not yet support Hot plugging. When the video mode via the web is set to IP streaming only or NDI only; then when the USB port is connected to a PC, users will still see the device name on the PC, but will not have any USB streaming output.</p> <p>5. When Preset2 is saved, "undefined 2" is still displayed, which means that preset2 is saved successfully. This is a known issue and will be resolved in the fw next release.</p> 

For more technical help, please visit: <https://www.averusa.com/pro-av/support/>

To access the AVer knowledgebase, visit: <https://averusa.force.com/support/s/>

To file for support, visit: <https://averusa.force.com/support/s/contactsupport>

AVer USA
 668 Mission Ct.,
 Fremont, CA 94539

Phone: 1 (408) 263 3828
 Fax: 1 (408) 263 8132

Tech Support
 ✉ support.usa@aver.com
 ☎ 1 (877) 528 7824

